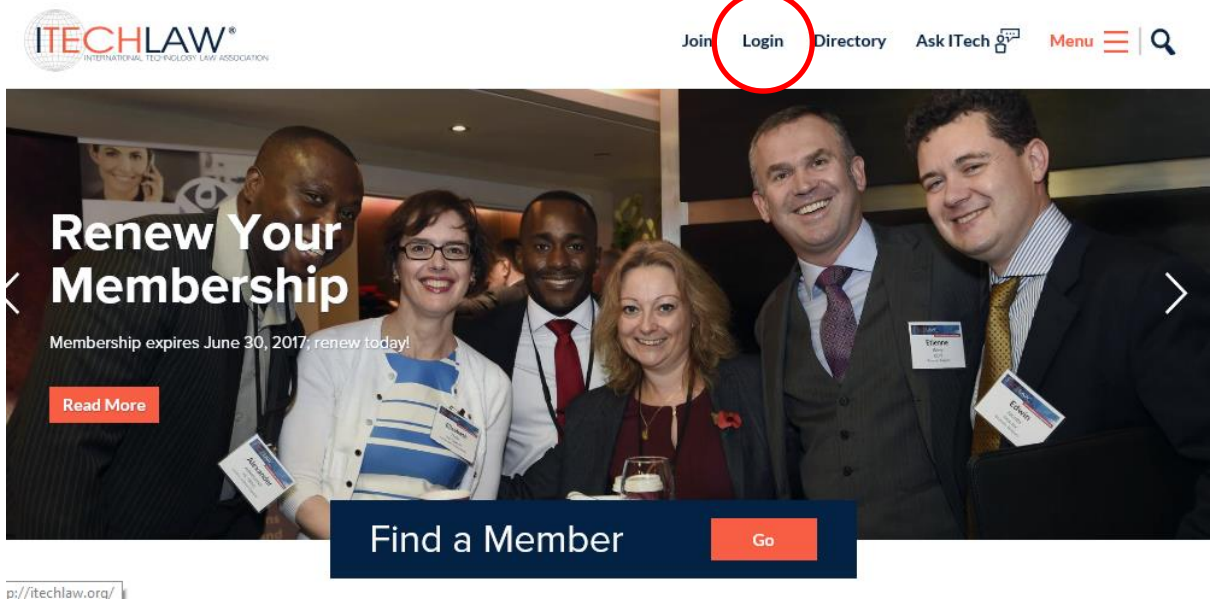


To renew your ITechLaw membership, please follow these steps:

1: Visit www.itechlaw.com and click login at top of page



2. Enter in username (which is your email address) and password

INTERNATIONAL TECHNOLOGY LAW ASSOCIATION

[Log in](#) [Request new password](#)

Account Log In

Username *

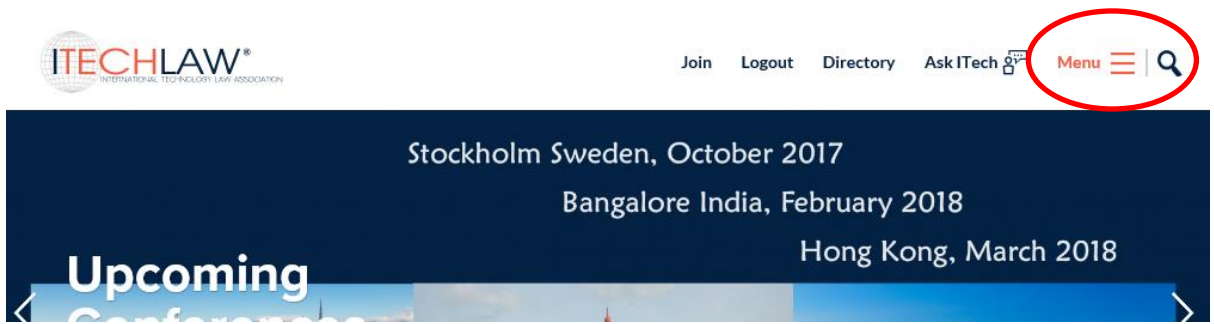
Enter your ITechLaw username.

Password *

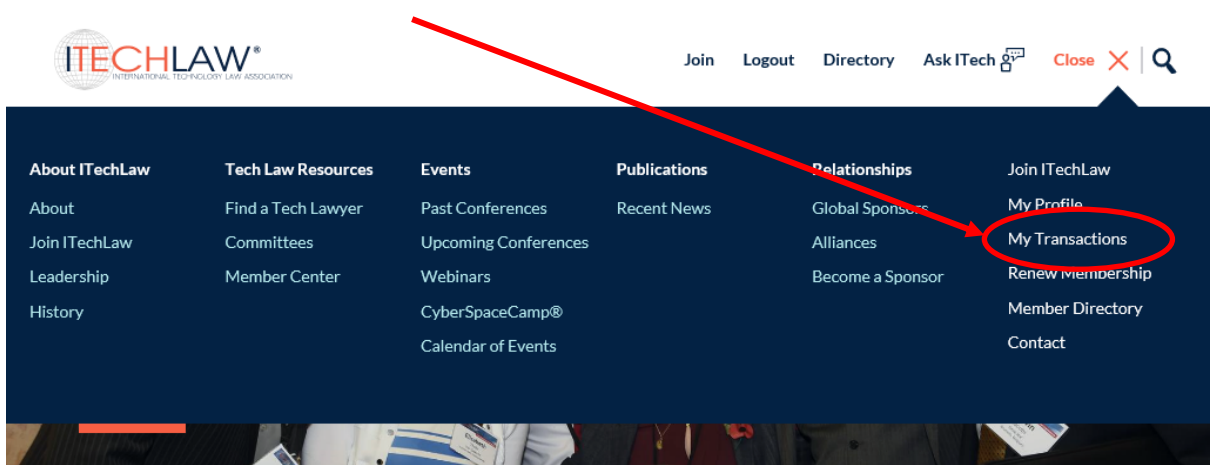
Enter the password that accompanies your username.

[Log in](#)

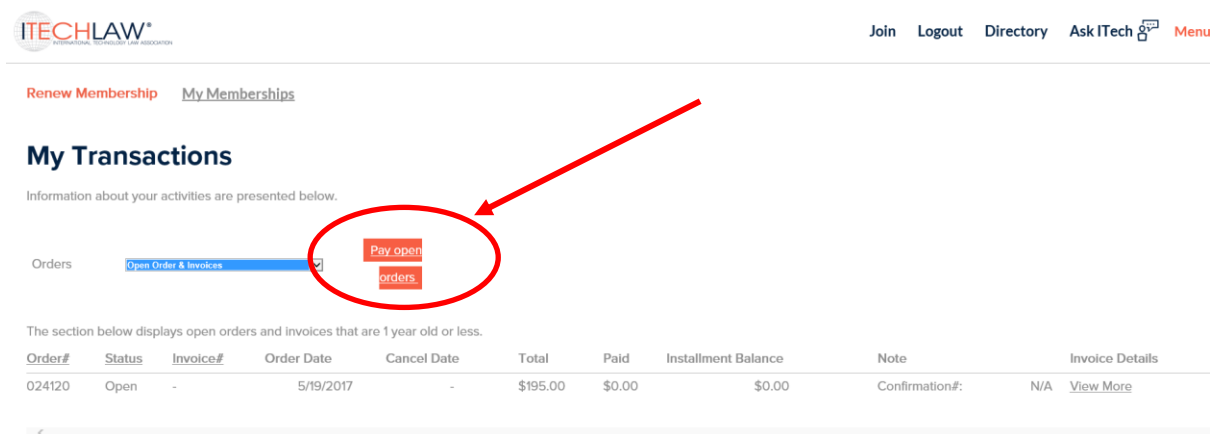
3. Click Menu at top of page



4. Click on My Transactions



5. Click Pay Open Orders



6. Check the box next to your name and click Next



Make a Payment



Select Orders Payment Billing Address Submit

Select Open Orders/Invoices

The following orders/invoices are still open for selected customer(s).

Note : Orders that contain donations can be paid at the next step.

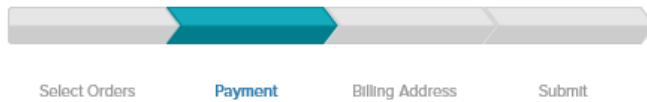
Note : If the Customer Purchased is blank the order/invoice is for the Bill To Customer.

Bill To Customer:	Purchased Customer:	Order Date	Order/Invoice:	Items	Total	Discount
<input checked="" type="checkbox"/> [Redacted]		5/19/2017	Order 024120 (Dues Renewal)	1	\$195.00	i
Discount Code:	<input type="text"/>	<input type="button" value="Apply Discount"/>	<input type="button" value="Remove Discount"/>			

7. Enter in your credit card details and click next



Make a Payment



Please enter your payment information below. When finished, click "Next" button.

Payment Information

Payment Method: Credit Card ▼

Credit Card - Enter Credit Card information in the fields provided below:

Card Number:

This is a Corporate Card

Credit/Debit: Credit ▼

Card Expiration Date: January(01) ▼ 2017 ▼

Cardholder's Name:

Payment Summary:
Total Amount: = \$195.00

Previous Cancel Next